


# Technical Specifications

## YGEV2- 4 pin Series Electrical Connector

### • Product Overview

 <p><b>Application Scenario</b> Suitable for electrical connection of electric vehicle DCDC, PTC, compressor, high voltage box, etc.</p>	<p><b>Advantages</b></p> <ul style="list-style-type: none"> <li>✓The product can achieve 360-degree full shielding;</li> <li>✓ The product can realize secondary interlocking and unlocking;</li> <li>✓ The product has a delayed high voltage interlocking function;</li> <li>✓ Different combinations of key positions at both ends are used to prevent wrong insertion;</li> <li>✓ The connection between the plug and the receptacle is straight-insertion locking;</li> <li>✓Plugs and receptacles use terminal crimping.</li> </ul>
--	---
















### • Ordering Information





Ordering information (assembly)						
Key position	A	B	A	B	A	B
Product Name	YGEV2-S4PA plug (2.5mm <sup>2</sup> )	YGEV2-S4PB plug (2.5mm <sup>2</sup> )	YGEV2-S4PA plug (4mm <sup>2</sup> )	YGEV2-S4PB plug (4mm <sup>2</sup> )	YGEV2-S4PA plug (6mm <sup>2</sup> )	YGEV2-S4PB plug (6mm <sup>2</sup> )
Part No.	111000405829	111000405912	111000405830	111000405913	111000405831	111000405914
Product Name	YGEV2-P4RA receptacle (2.5mm <sup>2</sup> )	YGEV2-P4RB receptacle (2.5mm <sup>2</sup> )	YGEV2-P4RA receptacle (4-6mm <sup>2</sup> )	YGEV2-P4RB receptacle (4-6mm <sup>2</sup> )	YGEV2-P4RA receptacle (4-6mm <sup>2</sup> )	YGEV2-P4RB receptacle (4-6mm <sup>2</sup> )
Part No.	111000502861	111000502901	111000502862	111000502863	111000502862	111000502863
Key position	A	B				

Product Name	YGEV2-S4PA plug (2×4mm <sup>2</sup> +2×6mm <sup>2</sup> )	YGEV2-S4PB plug (2×4mm <sup>2</sup> +2×6mm <sup>2</sup> )				
Part No.						
Plug terminal name	YGEV2-P4RA receptacle (4-6mm <sup>2</sup> )	YGEV2-P4RB receptacle (4-6mm <sup>2</sup> )				
Plug terminal number	111000502862	111000502863				


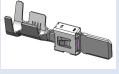
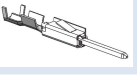

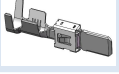
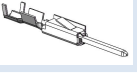

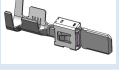
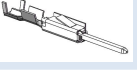

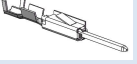
Ordering information (assembly)		Ordering information (parts details, can be purchased separately)				
		Product Name	Part No.	Qty	Wiring specifications	Diagram (reference)
YGEV2-S4PA plug (2.5mm <sup>2</sup> )	111000405829	YGEV2-S4PA plug assembly	112010106035	1	/	
		5.8*0.8 power socket	110010400999	4	2.5mm <sup>2</sup> (GB) Φ6.1 (0, -0.6) mm	
		YG1174A1 inner casing	114022500399	4		
		YG1467 shielding part-outer-4	114022500495	4		
		YGEV2 baffle-TPA-4-2.5	114019801813	1		
		YGEV2-4 sealing body-2.5	114050501953	1		
		Φ6.1 tail cover (black) -4-2.5	114069806339	1		
YGEV2-S4PA plug (4mm <sup>2</sup> )	111000405830	YGEV2-S4PA plug assembly	112010106035	1		/
		5.8×0.8 socket (4~6mm <sup>2</sup> )	501021401790	4	4mm <sup>2</sup> (LV216) Φ5.8 (0, -0.5) mm	
		YG1467 shielding part-inner-4	114022500492	4		
		YG1467 shielding part-outer-4	114022500495	4		

		YG1174B Power Terminal Block - 4 Square (216)	115980034302	1		
		YGEV2-4 Sealing Body-4	114050501954	1		
		Φ5.8 tail cover (black)-4-4	114069806344	1		

Ordering information (assembly)		Ordering information (parts details, can be purchased separately)				
		Product Name	Part No.	Qty	Wiring specifications	Diagram (reference)
YGEV2-S4PA plug (6mm <sup>2</sup> )	111000405831	YGEV2-S4PA plug assembly	112010106035	1	/	
		5.8×0.8socket (4~6mm <sup>2</sup> )	501021401790	4	6mm <sup>2</sup> (LV216) Φ6.5 (0, -0.5) mm	
		YG1467 shielding part-inner-6	114022500494	4		
		YG1467 shielding part-outer-6	114022500496	4		
		YG1174B Power Terminal Block - 6 Square (216)	115980034301	1		
		YGEV2-4 sealing body-6	114050501955	1		
		Φ6.5 tail cover (black)-4-6	114069806345	1		
YGEV2-S4PA plug (2×4mm <sup>2</sup> +2×6mm <sup>2</sup> )		YGEV2-S4PA plug assembly	112010106035	1		/
		5.8×0.8socket (4~6mm <sup>2</sup> )	501021401790	4	4mm <sup>2</sup> (LV216) Φ5.8 (0, -0.5) mm 6mm <sup>2</sup> (LV216) Φ6.5 (0, -0.5) mm	
		YG1467 shielding part-inner-6	114022500494	2		
		YG1467 shielding part-outer-6	114022500496	2		
		YG1467 shielding part-inner-4	114022500492	2		
		YG1467 shielding part-outer-4	114022500495	2		
		YG1174B Power Terminal Block - 6 Square (216)	115980034301	1		
		YGEV2-4 sealing body-4-6	114050502198	1		
		φ5.8 tail cover (black) -4 (4-6)	114069806277	1		

Ordering information (assembly)		Ordering information (parts details, can be purchased separately)				
		Product Name	Part No.	Qty	Wiring specifications	Diagram (reference)
YGEV2-S4PB plug (2.5mm <sup>2</sup> )	111000405912	YGEV2-S4PB plug assembly	112010106501	1	/	
		5.8*0.8 power socket	110010400999	4	2.5mm <sup>2</sup> (GB) Φ6.1 (0, -0.6) mm	
		YG1174A1 inner casing	114022500399	4		
		YG1467 shielding part-outer-4	114022500495	4		
		YGEV2 baffle-TPA-4-2.5	114019801813	1		
		YGEV2-4 sealing body-2.5	114050501953	1		
		Φ6.1 tail cover (black) -4-2.5	114069806339	1		
YGEV2-S4PB plug (4mm <sup>2</sup> )	111000405913	YGEV2-S4PB plug assembly	112010106501	1		/
		5.8×0.8socket (4~6mm <sup>2</sup> )	501021401790	4	4mm <sup>2</sup> (LV216) Φ5.8 (0, -0.5) mm	
		YG1467 shielding part-inner-4	114022500492	4		
		YG1467 shielding part-outer-4	114022500495	4		
		YG1174B Power Terminal Block - 4 Square (216)	115980034302	1		
		YGEV2-4 Sealing Body-4	114050501954	1		
		Φ5.8 tail cover (black)-4-4	114069806344	1		

Ordering information (assembly)		Ordering information (parts details, can be purchased separately)					
		Product Name	Part No.	Qty	Wiring specifications	Diagram (reference)	
YGEV2-S4PB plug (6mm <sup>2</sup> )	111000405914	YGEV2-S4PB plug assembly	112010106501	1	/		
		5.8×0.8socket (4~6mm <sup>2</sup> )	501021401790	4	6mm <sup>2</sup> (LV216) Φ6.5 (0, -0.5) mm		
		YG1467 shielding part-inner-6	114022500494	4			
		YG1467 shielding part-outer-6	114022500496	4			
		YG1174B Power Terminal Block - 6 Square (216)	115980034301	1			
		YGEV2-4 sealing body-6	114050501955	1			
		Φ6.5 tail cover (black)-4-6	114069806345	1			
		YGEV2-S4PB plug assembly	112010106501	1		/	
		5.8×0.8socket (4~6mm <sup>2</sup> )	501021401790	4			
		YG1467 shielding part-inner-6	114022500494	2			
YG1467 shielding part-outer-6	114022500496	2					
YGEV2-S4PB plug (2×4mm <sup>2</sup> +2×6mm <sup>2</sup> )		YG1467 shielding part-inner-4	114022500492	2	4mm <sup>2</sup> (LV216) Φ5.8 (0, -0.5) mm 6mm <sup>2</sup> (LV216) Φ6.5 (0, -0.5) mm		
		YG1467 shielding part-outer-4	114022500495	2			
		YG1174B Power Terminal Block - 6 Square (216)	115980034301	1			
		YGEV2-4 sealing body-4-6	114050502198	1			
		φ5.8 tail cover (black) -4 (4-6)	114069806277	1			

Ordering information (assembly)		Ordering information (parts details, can be purchased separately)				
		Product Name	Part No.	Qty	Wiring specifications	Diagram (reference)
YGEV2-P4RA receptacle (2.5mm <sup>2</sup> )	111000502861	YGEV2-P4RA receptacle assembly	112020106828	1	/	
		5.8×0.8 pin ( 2.5mm <sup>2</sup> )	110010400760	4	Φ3.5±0.2mm (2.5mm <sup>2</sup> )	
		0.63×0.63 pin	110010401011	2	Φ1.3±0.2mm (0.35mm <sup>2</sup> )	
YGEV2-P4RA receptacle (4-6mm <sup>2</sup> )	111000502862	YGEV2-P4RA receptacle assembly	112020106828	1	/	
		5.8×0.8 pin (4~ 6mm <sup>2</sup> )	501021401626	4	Φ4.5±0.2mm (4mm <sup>2</sup> ) Φ4.9±0.2mm (6mm <sup>2</sup> )	
		0.63×0.63 pin	110010401011	2	Φ1.3±0.2mm (0.35mm <sup>2</sup> )	
YGEV2-P4RB receptacle (2.5mm <sup>2</sup> )	111000502901	YGEV2-P4RB receptacle assembly	112020107248	1	/	
		5.8×0.8 pin ( 2.5mm <sup>2</sup> )	110010400760	4	Φ3.5±0.2mm (2.5mm <sup>2</sup> )	
		0.63×0.63 pin	110010401011	2	Φ1.3±0.2mm (0.35mm <sup>2</sup> )	
YGEV2-P4RB receptacle (4-6mm <sup>2</sup> )	111000502863	YGEV2-P4RB receptacle assembly	112020107248	1	/	
		5.8×0.8 pin (4~ 6mm <sup>2</sup> )	501021401626	4	Φ4.5±0.2mm (4mm <sup>2</sup> ) Φ4.9±0.2mm (6mm <sup>2</sup> )	
		0.63×0.63 pin	110010401011	2	Φ1.3±0.2mm (0.35mm <sup>2</sup> )	

## • Technical Data

Basic Information	
PIN distance	10mm
Number of cores	4pin
Cable specifications	2.5mm <sup>2</sup> /4mm <sup>2</sup> /6mm <sup>2</sup>
Outlet direction	180°

Electrical properties	
Rated voltage	1000 V (power), 24 V (signal)
Rated current	20A (2.5mm <sup>2</sup> ), 30A (4mm <sup>2</sup> ), 40A (6mm <sup>2</sup> )
Withstand voltage	3000 V (power), 1000 V (signal) (50Hz AC normal)
Insulation resistance	≥100MΩ (power/signal) (1000V DC)
HVIL (Y/N)	Y
Shield (Y/N)	Y

Mechanical properties	
Mechanical life	≥50 times
Vibration level	S2 (LV214)

Environmental resistance	
Operating temperature	-40°C ~ +125°C
Protection level	IP67&IP6K9K (header plug-in)
Relative humidity	95% (at 40°C)
Salt spray level	96h
Altitude	≤4000m

Material/Coating/Appearance	
See Parts Drawing	

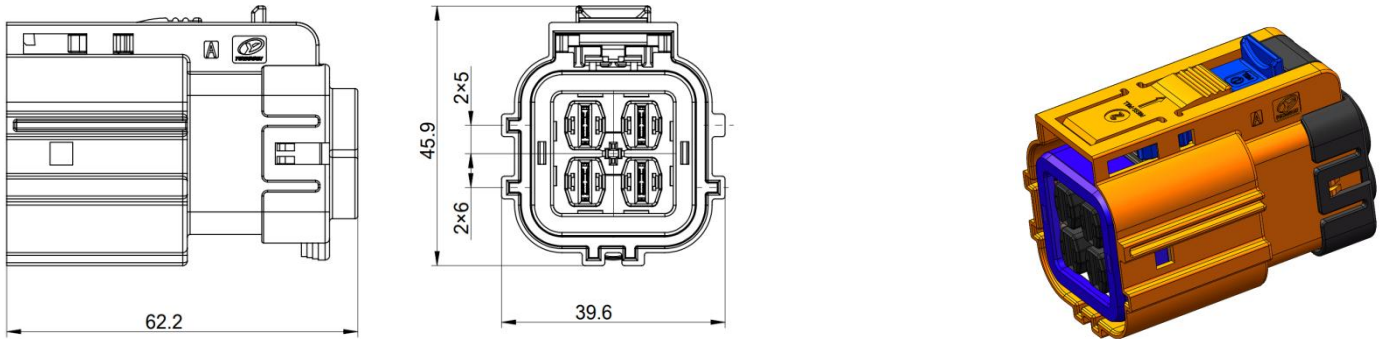
Standards and Certification	
Flame retardant grade	UL94 V-0 (plastic), HB (rubber)
Environmental requirements	RoHS 2.0
Implementation Standards	USCAR 37

For other technical data, please refer to the DV/PV test report

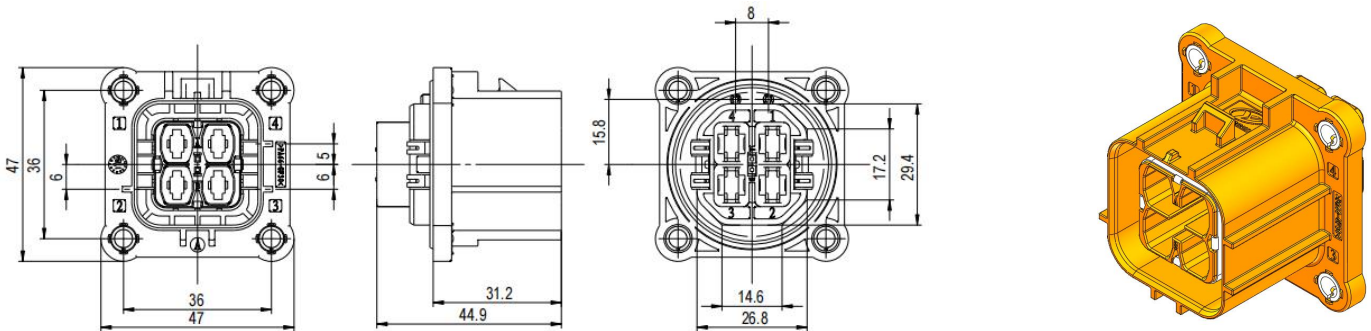


• Dimensions

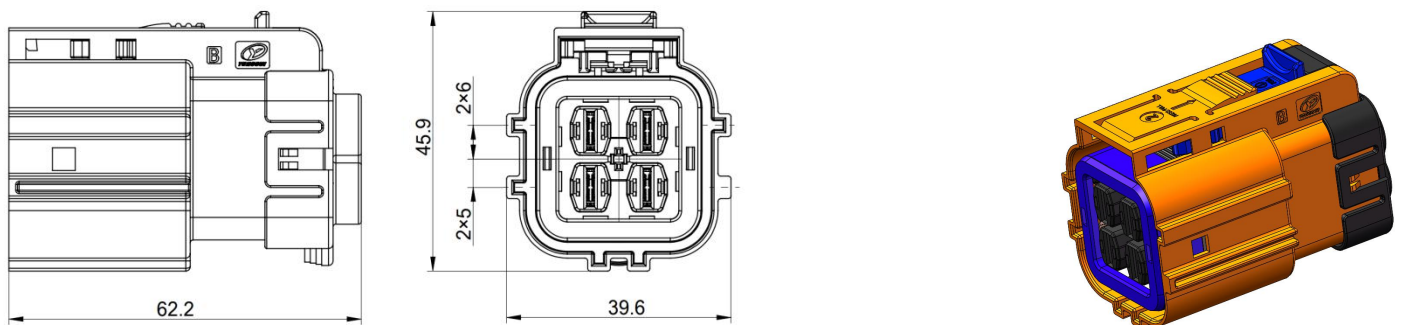
**YGEV2-S4PA plug assembly appearance** (tolerance not specified:  $\pm 0.5$ )



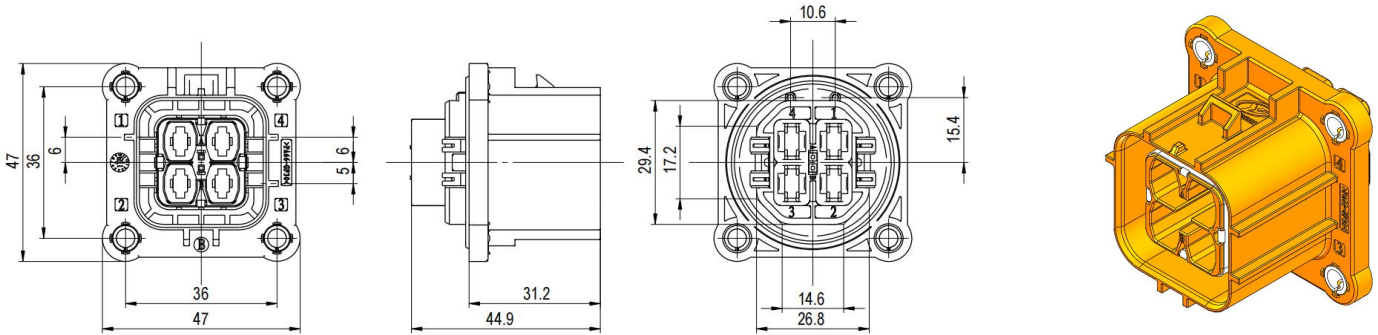
**YGEV2-P4RA receptacle assembly appearance** (tolerance not specified:  $\pm 0.5$ )



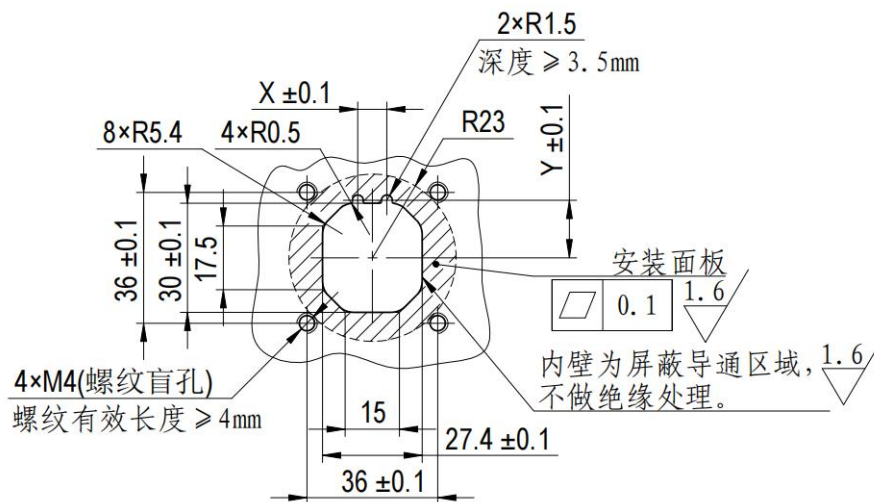
**YGEV2-S4PB plug assembly appearance** (tolerance not specified:  $\pm 0.5$ )



**YGEV2-P4RB receptacle assembly appearance** (tolerance not specified:  $\pm 0.5$ )



**YGEV2-P4R series receptacle installation hole dimensions** (tolerance not specified:  $\pm 0.1$ )



推荐面板安装尺寸(锁块在上)(厚度  $\geq 4\text{mm}$ )

螺钉拧紧力矩:  $3 \pm 0.5\text{N}\cdot\text{m}$

model	X	Y	Remark
YGEV2-P4RA	8	15.8	The hole size of the anti-error boss is as shown in the figure
YGEV2-P4RB	10.6	15.4	

• Installation Introduction

Special tools	
Removal tools	Power pin removal auxiliary tool (532031201008) Powersocket removal aid tool (532031201010) Signal pin removal auxiliary tool (532031201009)
Needle feeding tool	/
Crimping tools	/
Other Tools	/

- Store

Packaging Storage/Transportation Instructions	
Storage requirements	Contact parts (gold-plated, silver-plated) must be stored separately, kept neat, clean and ventilated. The storage environment should be controlled at a humidity of $\leq 60\%$ and a temperature of $5 \sim 30^{\circ}\text{C}$ . Reference shelf life 6 months
Transshipment requirements	During packaging, transportation, transfer, production and assembly, the terminals should be protected from collision, contact with corrosive gases and liquids, and direct contact with hands, etc., to ensure that the terminal contact surface is in good condition.